

## Magazine Articles from EBSCO

---

### 1. What information will you find with EBSCO?

Magazine, newspaper and other articles about any topic: current events, education, literature, art, science, astronomy, business and businesses, consumer reports, health, nutrition, medicine, recreation and many more.

Search the general or subject specific databases either individually or all at the same time.

The best database for general magazine articles is "MasterFILE Premier."

### 2. How do I use EBSCO?

Available at any Multnomah County Library or anywhere you have Internet access.

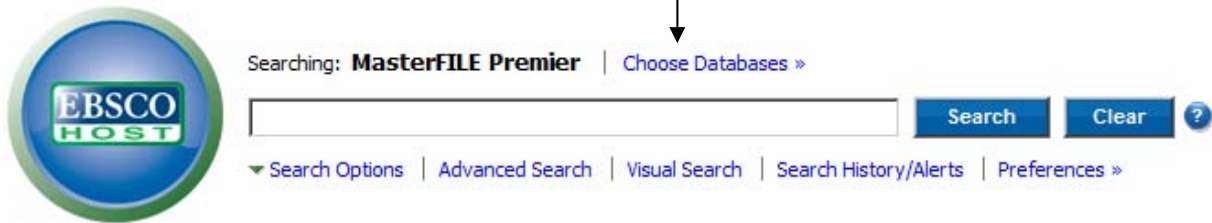
- You must have your Multnomah County Library card number to access this outside of the library.
  - Go to the Multnomah County Library's "Homework Center " Page  
<http://www.multcolib.org/homework/>
  - Click on "Homework Databases"
  - Scroll down and Click on "Magazine articles (EBSCO)"
  - By default you begin in "MasterFILE Premier" database, but you can change it anytime. To do this, click "Choose Databases" above the search box.

If the full text of the article is not available on screen, the magazine and article may be accessible from the library.

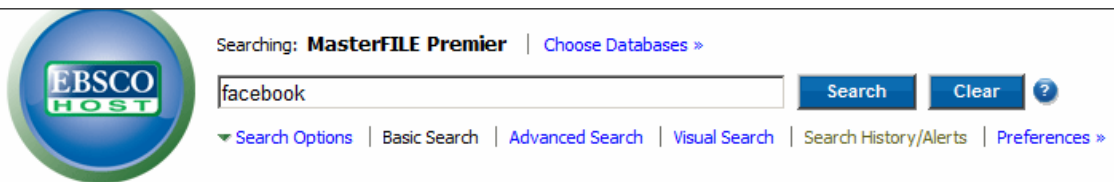
It is a good idea to check with your local branch to see if the specific print issue is available as most branches circulate magazines. At Central Library downtown, you can use the magazines in the library but you can't check them out.

## Magazine Articles from EBSCO

- ✓ Choose the database **MasterFILE Premier** or any other databases you want to search



- ✓ Click in the search box.
- ✓ Type “facebook” in the box.
- ✓ If you only want **full text articles**, click the box next to “Full Text”
- ✓ A checkmark will appear in the box.



**Search Options**

Search modes ?

Boolean/Phrase  
 Find all my search terms  
 Find any of my search terms  
 SmartText Searching [Hint](#)

Apply related words

Also search within the full text of the articles

---

**Limit your results**

Full Text

Peer Reviewed

Publication

Published Date from  Month  Year:  to  Month  Year:

Number Of Pages  All

Image Quick View

**Image Quick View Types**

Black and White Photograph  Chart  
 Color Photograph  Diagram  
 Graph  Illustration  
 Map

**Search**

- ✓ Click the “**Search**” button.

✓ A Results list will look similar to this:

The screenshot shows the EBSCOhost search interface. At the top, there is a search bar with 'facebook' entered, and buttons for 'Search' and 'Clear'. Below the search bar are links for 'Basic Search', 'Advanced Search', 'Visual Search', 'Search History/Alerts', and 'Preferences'. On the left, there is a 'Narrow Results by' sidebar with categories like 'Source Types' and 'Subject'. The main area displays 'All Results: 1-10 of 1900' and a list of four search results. The first result is 'Let the Bidding Begin.' by LYNN ZINSER from the New York Times. The second is 'TECHNOLOGY LIVE' by Edward C. Baig, Marc Saltzman, and Jefferson Graham from USA Today. The third is 'Greater New Orleans Inc. plugging companies into Tech Quarter' by CityBusiness Staff Reports from New Orleans CityBusiness. The fourth is 'FACEBOOK FOR GOOD.' by Chi, Paul; Garcia, Jennifer; Laudadio, Marisa; Mascia, Kristen; Messer, Lesley; Cedenheim, Bernilla; Clark, Champ; Gray, Mark; Hamm, Liza; Lee, Ken; McGee. Each result includes a title, author, source, and options for 'HTML Full Text' and 'Add to folder'. On the right, there is a 'Limit your results' sidebar with checkboxes for 'Full Text', 'Peer Reviewed', and 'Image Quick View', and a 'Filter by Publication Date' section with a range from 2004 to 2009. A red box highlights the 'Limit your results' section with the text 'You can narrow down or limit your articles list here too.'

- ✓ Before continuing, look at the first articles listed. The most recent articles appear FIRST in the list.
- ✓ The information listed here is all the information you will need to include in a bibliography.
- ✓ **PDF Full Text: Means "as it appeared in the magazine, or as if you copied it."**
- ✓ **HTML Full Text: Means "just the text, no pictures and usually fewer pages to print out."**
- ✓ **Add to folder: Add the individual article to a folder and collect all your articles here.**
- ✓ To view the article, click on either HTML Full Text or PDF Full Text.
- ✓ **Below is what the top of the article will look like. Scroll down the page to read the article.**

The screenshot shows the top of an article page. At the top left, it says '1 of 1328' and 'Result List | Refine Search'. Below this is a toolbar with icons for 'Citation', 'HTML Full Text', 'Print', 'Email', 'Save', 'Share', and 'Folder'. The main content area is a table with the following information:

<b>Title:</b>	<b>TECHNOLOGY LIVE</b>
<b>Authors:</b>	<a href="#">Edward C. Baig</a> <a href="#">Marc Saltzman</a> <a href="#">Jefferson Graham</a>
<b>Source:</b>	<a href="#">USA Today</a> ; 03/10/2009
<b>ISSN:</b>	0734-7456
<b>Accession Number:</b>	J0E115331858609
<b>Persistent link to this record (Permalink):</b>	<a href="http://search.ebscohost.com/login.aspx?direct=true&amp;db=f5h">http://search.ebscohost.com/login.aspx?direct=true&amp;db=f5h</a>
<b>Database:</b>	MasterFILE Premier

At the bottom right, there is a 'Related Information' sidebar with 'Similar Results' and 'Folder has items' sections.

## PDF Full Text Option

- ✓ Please allow a few minutes for Acrobat Reader to open. Adobe Acrobat Reader should open, if not, your computer may not have this plug-in loaded.



## More Advanced Searches

- ✓ You can limit your search to only one magazine or journal or by a range of publication years.
- ✓ Note: This database doesn't search all of the articles for a magazine since it was created. Instead, this database is adding new articles daily. (This means more recent articles are probably available but that older articles will not be online but in print at the library.)

A screenshot of a search interface. The top section is "Search Options" with radio buttons for "Boolean/Phrase", "Find all my search terms", "Find any of my search terms", and "SmartText Searching Hint". There are checkboxes for "Apply related words" and "Also search within the full text of the articles". The bottom section is "Limit your results" with a "Full Text" checkbox, a "Publication" text box, a "Number Of Pages" dropdown and text box, a "Peer Reviewed" checkbox, a "Published Date from" section with month/year dropdowns and text boxes, an "Image Quick View" checkbox, and an "Image Quick View Types" section with checkboxes for "Black and White Photograph", "Color Photograph", "Graph", "Map", "Chart", "Diagram", and "Illustration".

## What if Only a Citation Appears?


- ✓ Did you check the *Full Text* box on the first search screen?
- ✓ You will have to check the library catalog to see if the library has a print copy of the magazine issue you want. (Central Library keeps all its magazines as reference and can send photocopies of particular articles to a closer library through the Ask the Librarian service)
- ✓ **For each search, be sure Full Text remains checked.**

## What if I Want the Full Text of an Article that Only Shows a Citation?

- ✓ Make sure to print or email yourself the citation, then check the public library for the print version of the magazine issue. Be sure to bring change to pay for photocopies. 10 cents a page.

## To Print or Email an article:

Cite an Article icon: gives you the article's citation.



- ✓ Click on the **Printer icon** to print the article at the computer you are using

You can save this and other articles to a folder to keep track of articles you want to look at.

- ✓ This is what the Cite an Article icon opens:

**Citation Format** ✕

NOTE: Review the instructions at [EBSCO Support Site](#) and make any necessary corrections before using. Pay special attention to personal names, capitalization, and dates. Always consult your library resources for the exact formatting and punctuation guidelines.

<p><b>AMA</b> (American Medical Assoc.)</p>	<p><b>Reference List</b> Donahue D. Book ending isn't a film 'Keeper'. <i>USA Today</i> [serial online]. n.d.. Available from: MasterFILE Premier, Ipswich, MA. Accessed March 12, 2009.</p>
<p><b>APA</b> (American Psychological Assoc.)</p>	<p><b>References</b> Donahue, D. (n.d.). Book ending isn't a film 'Keeper'. <i>USA Today</i>, Retrieved March 12, 2009, from MasterFILE Premier database.</p>
<p><b>Chicago/Turabian: Author-Date</b></p>	<p><b>Reference List</b> Deirdre Donahue. "Book ending isn't a film 'Keeper'." <i>USA Today</i>. <i>MasterFILE Premier</i>, EBSCOhost (accessed March 12, 2009).</p>
<p><b>Chicago/Turabian: Humanities</b></p>	<p><b>Bibliography</b> Deirdre Donahue. "Book ending isn't a film 'Keeper'." <i>USA Today</i> (n.d).. <i>MasterFILE Premier</i>, EBSCOhost (accessed March 12, 2009).</p>
<p><b>MLA</b> (Modern Language Assoc.)</p>	<p><b>Works Cited</b> Deirdre Donahue. "Book ending isn't a film 'Keeper'." <i>USA Today</i> (n.d.). <i>MasterFILE Premier</i>. EBSCO. [Library name], [City], [State abbreviation]. 12 Mar. 2009 &lt;<a href="http://search.ebscohost.com/login.aspx?direct=true&amp;db=f5h&amp;AN=J0E395383196709&amp;loginpage=Login.asp&amp;site=ehost-live">http://search.ebscohost.com/login.aspx?direct=true&amp;db=f5h&amp;AN=J0E395383196709&amp;loginpage=Login.asp&amp;site=ehost-live</a>&gt;.</p>
<p><b>Vancouver/ICMJE</b></p>	<p><b>References</b> Donahue D. Book ending isn't a film 'Keeper'. <i>USA Today</i> [serial on the Internet]. (n.d.). [cited March 12, 2009]. Available from: MasterFILE Premier.</p>

- ✓ When you click the Printer icon, the screen below appears:

**Print**

[ Estimate Number Of Pages ]

For information on printing full text, see [online help](#). For information on using Citation Formats, see [online citation help](#)

**Include when printing:**

**Standard Field Format**

**Citation Format**

**Customized Field Format**

- ✓ Select which citation format you need from the pull-down menu.
- ✓ Click on **E-mail** to e-mail the article to you or your family's e-mail account and access it at home, at school, or anywhere.

**Number of items to be e-mailed: 1**

<b>E-mail from:</b>	<input type="text" value="ephost@epnet.com"/>	<p><b>Include when sending:</b></p> <p><input checked="" type="checkbox"/> <b>HTML Full Text (when available)</b></p> <p><input checked="" type="radio"/> <b>Standard Field Format</b>  <input type="text" value="Detailed Citation and Abstract"/></p> <p><input type="radio"/> <b>Citation Format</b>  <input type="text" value="AMA (American Medical Assoc.)"/></p> <p><input type="radio"/> <b>Customized Field Format</b></p>
<b>E-mail to:</b>	<input type="text"/>	
<b>Subject:</b>	<input type="text"/>	
<b>Comments:</b>	<div style="border: 1px solid #ccc; height: 60px;"></div>	

**Format:**  **Rich Text**  **Plain Text**

For information on e-mailing Linked Full Text, see [online help](#). For information on using Citation Formats, see [online citation help](#)